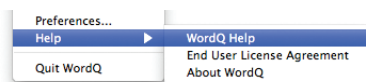


WordQ[®] Installation, Quick Start, Tips

View/Print User Guide



Options>Help>WordQ User Guide.
(Adobe PDF format)

What you need

- **PC:** Windows XP, Windows Vista, Windows 7
- **Mac:** OS X (10.4 or later)
- Speakers or a headset

Install software

- Insert the *WordQ* software CD into your computer.
- Double-click the **WordQ Setup** icon. (For PC users with autorun enabled, an onscreen menu will appear.) Then follow the onscreen instructions.
- Mac: Restart your Mac to complete installation.

Start WordQ

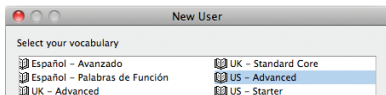


PC: Double-click the *WordQ* desktop icon or select **Start>Programs>WordQ 2>WordQ 2**.



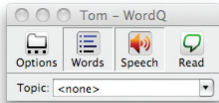
Mac: Click the *WordQ* dock icon.

- Register *WordQ*. Type your name, organization (optional) and provided serial number (grouped 3–6–3).
- Create a “new user” vocabulary following onscreen wizard:
 1. Select a language and writing level:




2. Save your vocabulary. By default, the vocabulary is saved under your **Documents>WordQ Users** folder.


- The *WordQ* buttonbar will appear automatically:



- | Open a writing program such as MS Word or Pages. Click in it and the prediction box will appear at the text cursor.



When you switch applications (e.g., from Word to Mail), the prediction box will automatically move to that application.

☞ If the prediction box does not appear, click the **Words** button 

Predict your words while typing

I am going to gl

- 1 get
- 2 go
- 3 give
- 4 get a
- 5 go to

Each letter you type results in a list of words in the prediction box. If you see a word you want, do one of the following:

- type the number beside the word,
- click the word with your mouse/touchpad, or
- press the ↓ (down arrow) key to select the word and press *Enter*.

☞ If your word is not shown, keep typing until it appears.

Predict a word you don't know how to spell


this is difict


- 1 difficult
- 2 definitely
- 3 total
- 4 discussed
- 5 double

Sound out the letters, be creative and keep typing as best you can until the word appears.

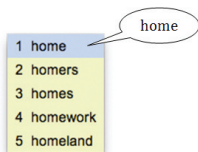
Hear your words while typing

- After each word is selected or typed, it will be spoken.
- At the end of the sentence, the sentence will be spoken.



☞ If you can't hear the words, ensure the **Speech** button  is turned on, volume is adjusted, and speakers are connected and powered.

Hear predicted words



Hear each predicted word by pressing the ↓ (down arrow) key or mousing over the words.

Easy assisted reading



Ensure the **Speech** button is turned on.



Highlight any portion of text you want read.



Click the **Read** button.

Proofread your work



Click the **Read** button to highlight the current sentence in most standard applications (e.g., MS Word or Pages)

Spacebar Press **Spacebar** (which acts like a Play/Pause button) and words are read and highlighted.

→ ← Read individual words to locate specific errors by repeatedly pressing → (right arrow) or ← (left arrow).

↑ ↓ Move between sentences with ↓ (down arrow) and ↑ (up arrow).

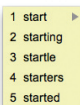
Esc Press the **Esc** key or click in the text to edit.

Undo a wrong selection

Esc Press **Esc** if you select the wrong word by mistake. The last word will be erased and you can now select the correct word.

Choose different word endings

to start



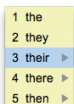
To choose different endings, select a partial word, e.g., “start” and press **Backspace** (PC) / **Delete** (Mac) to show variations of that word and make a selection.

Move through the document

← ↑ → Use directional arrow keys to move through text and hide the prediction box. The box will re-appear after a pause.

Distinguish similar words

the|



They have sold their home.

Use the → (right arrow) key to display and hear a usage example of potentially confusing words indicated by the ► (triangle) symbol.

Contact and Support

Distributed in the USA by:

ST⁴ Learning Inc.

PO Box 420, Gilmanton, NH 03237 USA

Toll-free in USA: 877-674-7687 • Direct: 603-267-5066

www.st4learning.com • sales@st4learning.com



Distributed in Canada and Globally by:

Strategic Transitions Inc.

75 Mary Street, Unit #1, Aurora, ON Canada L4G 1G3

Toll-free in NA: 800-726-7784 • Direct: 905-726-2853

www.strategictransitions.com • sales@strategictransitions.com • sales@wordq.com



Technical support: support@wordq.com